

























PRESIDENT'S BUDGET PROPOSAL

Where The Money Comes From...

Individual Income Tax: \$1.4T

  	Top 1 Percent: 22.4% rate 	\$738.7B -\$102.5B \$636.1B
  	High Income: 10.3% rate 	\$687.8B -\$100.4B \$587.4B
  	Upper-Middle Income: 5.9% rate 	\$228.7B -\$31.7B \$197.0B
  	Middle Income: 3.4% rate 	\$91.5B -\$12.3B \$79.1B
  	Lower-Middle Income: -1.4% rate 	-\$16.9B -\$3.0B -\$19.9B
  	Low Income: -5.7% rate 	-\$35.6B -\$5.1B -\$40.7B

Payroll Taxes: \$1.2T



Social Security Payroll Tax:
4.1% rate

\$870.1B

-\$11.3B

\$858.8B

Taxable Maximum

Leave at Current Law

Raise to 90% of Taxable Income

Eliminate the Taxable Maximum

Add comment Share




Medicare Payroll Tax:
0.75% rate

\$267.2B

-\$5.0B

\$262.3B

Add comment Share



Unemployment Insurance Tax:
5.8% rate

\$43.1B

-\$1.4B

\$41.7B

Add comment Share


Corporate Income Tax: \$212.6B



Add comment



Share

Corporate Income Tax:
12.5% rate 

\$339.7B

~~-\$127.1B~~

\$212.6B

Other Revenues: \$204.5B



	Gas Tax (cents per gallon): 18.4 cents per gallon		\$40.0B
			\$0.0
	Index to Inflation?		<u>\$40.0B</u>

No

Yes

Add comment Share

	Customs Duties		\$36.3B
			\$0.0
			<u>\$36.3B</u>

Add comment Share

	Alcohol and Tobacco Taxes		\$24.2B
			\$0.0
			<u>\$24.2B</u>

Add comment Share

	Estate and Gift Taxes		\$22.9B
			-\$22.9B
			<u>\$0.0</u>






































Add comment Share

	Other Revenues		\$104.0B
			\$0.0
			<u>\$104.0B</u>

Add comment Share

Health Care: \$1.1T



	Medicare: \$589.3B	\$590.3B
  	\$164.82 Monthly Premium for Medicare 	<u>-\$1.0B</u> \$589.3B
	Phased-In Cost Containment 	
	Choose one:	
	<input checked="" type="radio"/> No additional cost control	
	<input type="radio"/> Moderate cost control	
	<input type="radio"/> Aggressive cost control	
	 Add comment  Share	
  	Federal Share of Medicaid: 0% 	\$408.0B
	 Add comment  Share	<u>-\$15.7B</u> \$392.3B
  	Other Health Services: \$62.6B 	\$63.9B
	 Add comment  Share	<u>-\$1.3B</u> \$62.6B
  	Affordable Care Act Subsidies: \$0.0 	\$61.2B
	 Add comment  Share	<u>-\$61.2B</u> \$0.0
  	Health Research and Training: \$32.4B 	\$33.4B
	 Add comment  Share	<u>-\$1.0B</u> \$32.4B
  	Children's Health Insurance Program: \$9.9B 	\$11.0B
	 Add comment  Share	<u>-\$1.1B</u> \$9.9B

Social Security: \$992.8B



Average Retirement Benefit: \$844.9B

\$846.6B

~~-\$1.7B~~

\$844.9B



\$1,311

Average Monthly Retirement Benefit

Full Retirement Age

Choose one:

- Leave at current law (67)
- Increase to 68
- Increase to 69


Add comment Share

Average Disability Benefit: \$147.9B

\$148.4B

~~-\$537.4M~~

\$147.9B




\$1,078

Average Monthly Disability Benefit

Add comment Share


Defense: \$655.9B



Operation and Maintenance: \$263.7B i

\$248.8B
+\$14.9B
\$263.7B


Add comment Share



Military Personnel: \$158.6B i

\$145.5B
+\$13.1B
\$158.6B


Add comment Share



Weapons and Equipment: \$125.9B i

\$112.4B
+\$13.5B
\$125.9B


Add comment Share



Research and Development: \$79.0B i

\$69.9B
+\$9.1B
\$79.0B

Add comment Share



Nuclear Weapons and Atomic Energy Defense: \$22.1B i

\$20.3B
+\$1.8B
\$22.1B

Add comment Share



Other Defense Related Activities: \$6.5B i

\$6.3B
+\$251.0M
\$6.5B

Add comment Share

Economic Security: \$242.4B



Food and Nutrition Assistance: \$81.5B

\$100.6B
-\$19.1B
\$81.5B



Add comment



Share



Supplemental Security Income: \$48.9B

\$52.0B
-\$3.1B
\$48.9B



Add comment



Share



Housing Assistance: \$41.8B

\$48.0B
-\$6.2B
\$41.8B



Add comment



Share



Unemployment Insurance: \$35.9B


\$34.5B
+\$1.4B
\$35.9B



Add comment



Share



Other Economic Security: \$20.5B


\$21.6B
-\$1.1B
\$20.5B



Add comment



Share



Temporary Assistance for Needy Families: \$13.9B

\$16.0B
-\$2.1B
\$13.9B





















Add comment



Share

General Government: \$228.9B



  	Federal Employee Retiree/Disability: \$137.5B 	\$141.8B <u>-\$4.3B</u> \$137.5B
  	Legal, Judicial, and Correctional System: \$30.6B 	\$31.8B <u>-\$1.3B</u> \$30.6B
  	Border Security and Domestic Law Enforcement: \$35.3B 	\$31.2B <u>+\$4.1B</u> \$35.3B
	Other Government (Fixed): \$21.4B 	
  	Congress: \$4.0B 	\$4.0B <u>\$0.0</u> \$4.0B

Veteran's Benefits and Services: \$181.2B



Income Security for Veterans: \$84.1B

\$82.4B
+\$1.6B
\$84.1B


 Add comment  Share



Veteran's Health Care: \$71.7B

\$70.3B
+\$1.4B
\$71.7B

 Add comment  Share



Other Support Services: \$25.4B

\$24.6B
+\$738.8M
\$25.4B

 Add comment  Share

Infrastructure and Development: \$138.1B



Highways, Railroads, Other Surface Transportation: \$59.4B



Add comment



Share

\$61.8B

-\$2.5B

\$59.4B



Water and Air Transportation: \$31.2B



Add comment



Share

\$32.2B

-\$964.7M

\$31.2B



NASA and Other Scientific Research: \$30.3B



Add comment



Share

\$31.6B

-\$1.3B

\$30.3B



Community and Regional Development: \$17.3B



Add comment




Share

\$20.8B

-\$3.5B

\$17.3B

Education: \$88.0B





K-12 and Vocational Education: \$33.4B

\$40.8B

~~-\$7.3B~~

\$33.4B

 Add comment  Share





Higher Education: \$26.1B

\$29.4B

~~-\$3.2B~~

\$26.1B

 Add comment  Share





Arts, Museums, and Other Social Services: \$18.7B

\$19.5B

~~-\$780.2M~~

\$18.7B

 Add comment  Share





Job Training, Research, and Other Labor Services: \$9.7B

\$12.9B

~~-\$3.2B~~

\$9.7B

 Add comment  Share

Natural Resources: \$60.4B



National Parks and Natural Resources: \$32.8B

\$34.6B

-\$1.7B

\$32.8B



Add comment



Share



Farm Assistance and Agricultural Programs: \$18.8B

\$22.9B

-\$4.1B

\$18.8B



Add comment



Share



Environmental Protection Agency: \$6.3B

\$8.8B

-\$2.5B

\$6.3B



Add comment



Share



Energy: \$2.5B

\$2.8B

-\$304.5M

\$2.5B



Add comment



Share

International Affairs: \$39.7B



International Development/Humanitarian Assistance: \$19.8B



\$27.1B

~~-\$7.3B~~

\$19.8B



Add comment



Share



Embassies and Other Foreign Affairs: \$8.7B



\$12.9B

~~-\$4.1B~~

\$8.7B



Add comment



Share



Foreign Military Aid: \$11.1B



\$12.4B

~~-\$1.2B~~

\$11.1B



Add comment



Share